



**TEXAS**  
Department of Family  
and Protective Services  
*Prevention & Early Intervention*

# **Prevention and Early Intervention**

**Unraveling the Mystery of Texas Early Childhood Data**  
**June 23, 2021**

---

# DFPS Data Overview



**TEXAS**  
Department of Family  
and Protective Services

Prevention & Early Intervention

## DFPS Data Book

DFPS Home > About DFPS > Data Book > This Page



**TEXAS**  
Department of Family  
and Protective Services

**DFPS Data Card**

### DFPS Data Book

#### QUICK START GUIDE

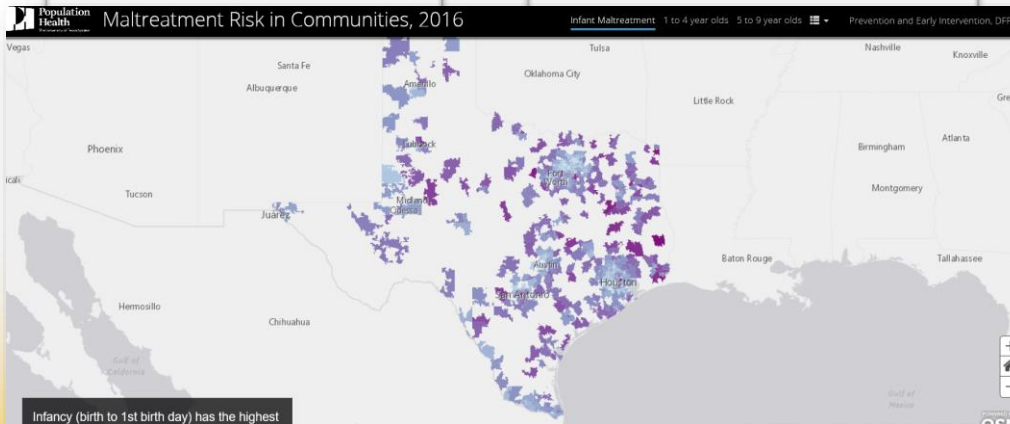
#### DFPS PROGRAMS AND SERVICES

- Statewide Intake (SWI)
- Adult Protective Services (APS)
- Child Protective Investigations (CPI)
- Child Protective Services (CPS)
- Prevention & Early Intervention (PEI)
- Office of Child Safety
- Employees
- Finance

#### MORE INFORMATION ABOUT DFPS

- Data Book Archive
- Annual Report
- Budget and Finance

- **What Information is Available?**
- **Where Does the Information Live?**
- **How Can It be Accessed?**



# Setting the Context

---

Most DFPS data is in the DFPS Databook

- DFPS Databook is published February 1<sup>st</sup>
- By DFPS Division or Topic Area
- Data about victims and perpetrators is expressed in a range when the number of people is between one and five.

Don't forget the other resources:

- DFPS Annual Report
- Budget/Finance
- Reports, Statistics, and Presentations
  - Some monthly data available

[http://www.dfps.state.tx.us/About\\_DFPS/](http://www.dfps.state.tx.us/About_DFPS/)



**TEXAS**

Department of Family  
and Protective Services

*Prevention & Early Intervention*

# What sort of data is available through DFPS Databook?

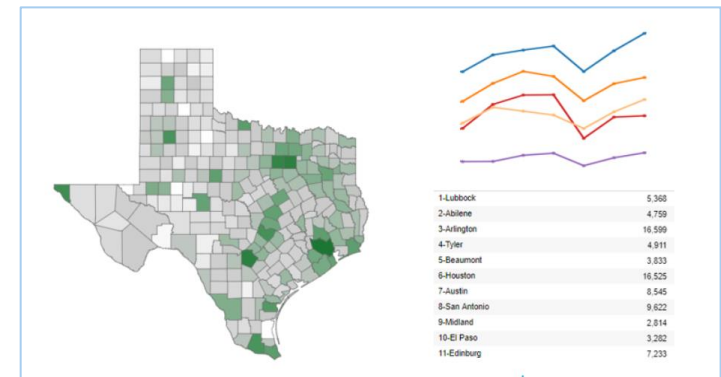


**TEXAS**  
Department of Family  
and Protective Services  


---

Prevention & Early Intervention

- [http://www.dfps.state.tx.us/About\\_DFPS/Data\\_Book/](http://www.dfps.state.tx.us/About_DFPS/Data_Book/)
- Maps, ranking, trends, tables
- Data statewide, regionally, county
- Some other variables exist
  - Type of maltreatment
  - Allegations and dispositions
  - Demographics
- Some datasets can be downloaded from <https://data.texas.gov/>



If the definition is unclear, look for the giant “i”





## Reports Available

- [Statewide Intake \(SWI\)](#)
- [Adult Protective Services \(APS\)](#)
- [Child Protective Investigations \(CPI\)](#)
- [Child Protective Services \(CPS\)](#)
- [Prevention & Early Intervention \(PEI\)](#)
- [Office of Child Safety](#)
- [Employee Data and Statistics](#)
- [Finance](#)

- For a quick snapshot of statistics, download the [Data CardPDF Document](#).



TEXAS  
Department of Family  
and Protective Services

Prevention & Early Intervention

## STATEWIDE INTAKE (SWI)

- Contacts
- Phone Calls
- Source of Reports
- Texas Youth Helpline

## PREVENTION & EARLY INTERVENTION (PEI)

- Youth Served: Fiscal Year
- Youth Served: Monthly Average
- Families Served: Fiscal Year
- STAR Youth by Presenting Problem
- Outcomes, Outputs & Efficiencies
- Contracted Expenditures

## CHILD PROTECTIVE SERVICES (CPS)

- ▶ Family Preservation
- ▶ Conservatorship
- ▶ Placements in Substitute Care
- ▶ Adoption
- ▶ Youth in Substitute Care
- ▶ Purchased Services

## CHILD PROTECTIVE INVESTIGATIONS (CPI)

- Populations at Risk
- Intakes
- ▶ Investigations
  - Activity
  - Priority and Response Time
  - Findings
  - Case Actions
  - Workers (INT/INV)
  - Types of Abuse
  - Children and Families
  - Victims
  - Victim Recidivism
  - Perpetrators
  - Perpetrator Recidivism
  - Family Team Meetings
  - Referred to Family Preservation
  - Administrative Closure Outcomes
- ▶ Child Care Investigations
- ▶ Alternative Response



# FAQs in Data

How many calls came into Statewide Intake?

## STATEWIDE INTAKE (SWI)

- Contacts
- Phone Calls
- Source of Reports
- Texas Youth Helpline

Who is making reports to Statewide Intake?

Who is receiving prevention services?

## PREVENTION & EARLY INTERVENTION (PEI)

- Youth Served: Fiscal Year
- Youth Served: Monthly Average
- Families Served: Fiscal Year
- STAR Youth by Presenting Problem
- Outcomes, Outputs & Efficiencies
- Contracted Expenditures

Are prevention services working?

Who are is receiving services through FBSS?

## CHILD PROTECTIVE SERVICES (CPS)

- ▶ Family Preservation
- ▶ Conservatorship
- ▶ Placements in Substitute Care
- ▶ Adoption
- ▶ Youth in Substitute Care
- ▶ Purchased Services

What can I say about children in foster care and kinship care?



# FAQs in Data

How many children are in the population? By age, gender, race/ethnicity

How many investigations happened? How many were confirmed?

What can I say about the types of maltreatment? What about victims?

What can I say about who the perpetrators are?

## CHILD PROTECTIVE INVESTIGATIONS (CPI)

- Populations at Risk
- Intakes
- ▶ Investigations
  - Activity
  - Priority and Response Time
  - Findings
  - Case Actions
  - Workers (INT/INV)
  - Types of Abuse
  - Children and Families
  - Victims
  - Victim Recidivism
  - Perpetrators
  - Perpetrator Recidivism
  - Family Team Meetings
  - Referred to Family Preservation
  - Administrative Closure Outcomes
- ▶ Child Care Investigations
- ▶ Alternative Response



# Time to check out the data!



TEXAS  
Department of Family  
and Protective Services  
Prevention & Early Intervention

Child Investigations Child Services Adoption & Foster Care Prevention Adult Protection Doing Business Data & Reports

DFPS Texas Department of Family and Protective Services

Search

Report Abuse

DFPS Data Book

DFPS Home > About DFPS > Data Book > This Page

### DFPS Data Book

**QUICK START GUIDE**

**DFPS PROGRAMS AND SERVICES**

- Statewide Intake (SWI)
- Adult Protective Services (APS)
- Child Protective Investigations (CPI)
- Child Protective Services (CPS)
- Prevention & Early Intervention (PEI)
- Office of Child Safety
- Employees
- Finance

**MORE INFORMATION ABOUT DFPS**

- Data Book Archive
- Annual Report
- Budget and Finance
- Reports and Presentations
- Strategic Plans

### About Our Data and Statistics

- These statistics are updated regularly.
- DFPS has undergone major changes over time, so comparisons across the years can be misleading.
- For a quick snapshot of our statistics, download the [Data Card](#).
- Complete data sets can be downloaded at the [Texas Open Data Portal](#).
- To ensure privacy, some data are withheld. [\[about privacy and data\]](#)
- This information is also available in accessible online data charts. [\[accessible version\]](#)

### Reports Available

- [Statewide Intake \(SWI\)](#)
- [Adult Protective Services \(APS\)](#)
- [Child Protective Investigations \(CPI\)](#)
- [Child Protective Services \(CPS\)](#)
- [Prevention & Early Intervention \(PEI\)](#)
- [Office of Child Safety](#)
- [Employee Data and Statistics](#)
- [Finance](#)

### About the Data Book

Starting with Fiscal Year 2016, DFPS is no longer producing a static Data Book. Instead, we produce this Interactive Data Book, updated regularly, which allows you to search and configure charts and graphs across many years of data. We also post complete data sets to the [Texas Open Data Portal](#).

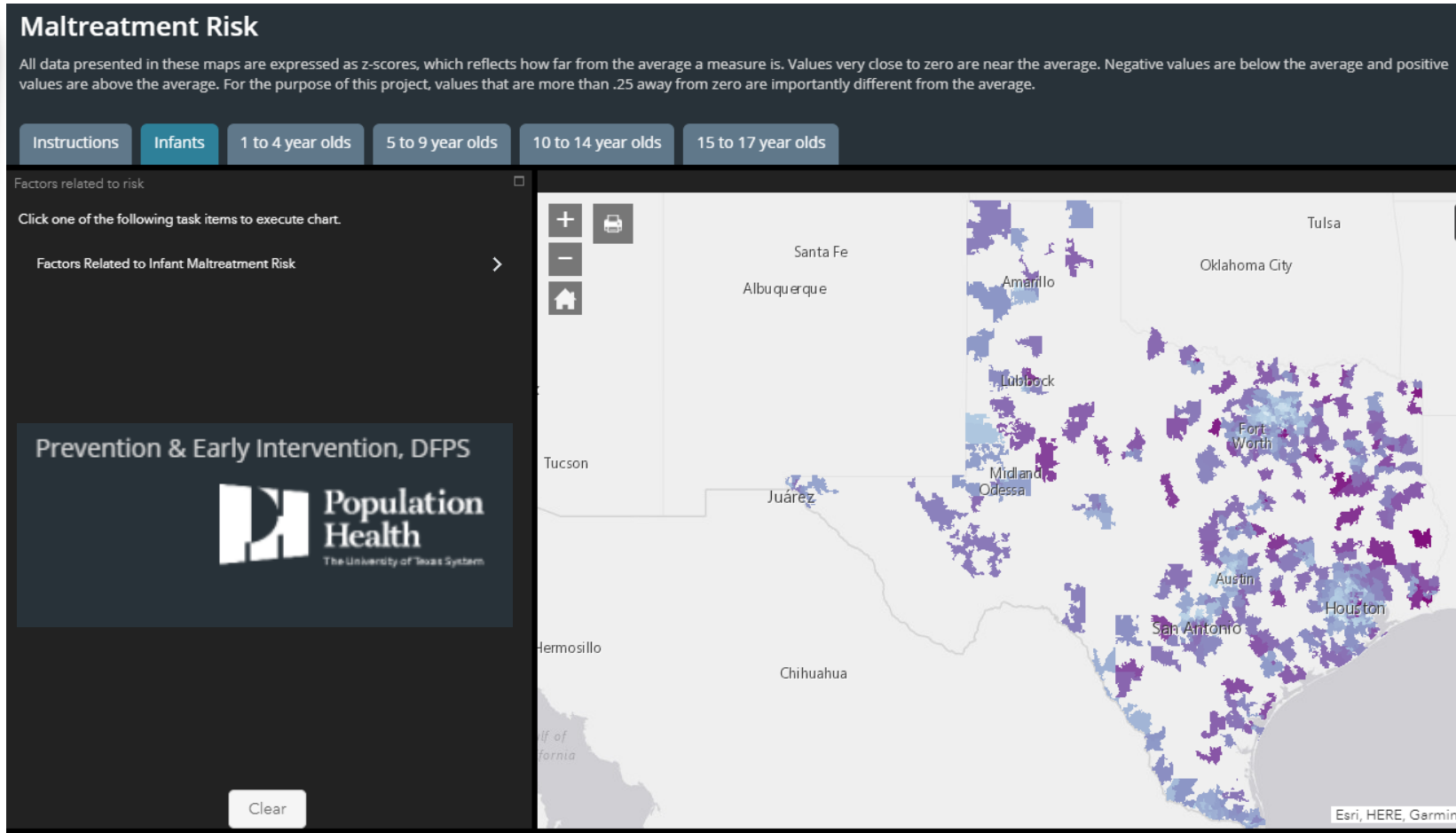
### What do you think?

Take the [DFPS Data Book Review](#) survey and tell us how to improve our online statistical reporting.

[http://www.dfps.state.tx.us/About\\_DFPS/Data\\_Book/](http://www.dfps.state.tx.us/About_DFPS/Data_Book/)



# Mapping the Risk of Child Maltreatment



<https://www.utsystem.edu/offices/population-health/overview/maltreatment-risk-communities-2016>



# Using data to focus on social determinants rather than individuals

Factor	Example Indicators
<b>Families in Poverty</b>	Child poverty, Adults without health insurance, Families using SNAP or WIC, Fathers not on birth certificate, Low education
<b>Health and Disability</b>	Smoking during pregnancy, Adults receiving disability, Low rates of breastfeeding in hospital
<b>Low-Income</b>	Low employment in managerial positions, high employment in service sector and sales, low median home value, Low educational attainment
<b>Child Safety and Health</b>	Hospitalization due to non-abuse injury among children, Emergency department visits among infants, Motor vehicle injuries <18
<b>Other factors</b>	Infant mortality rates, Assaults needing medical attention, School enrollment 3-4 year-olds, School enrollment 18-19 year-olds

The risk maps are publicly available to stakeholders through [UT Population Health's website](#).

# Time to check out the maps!

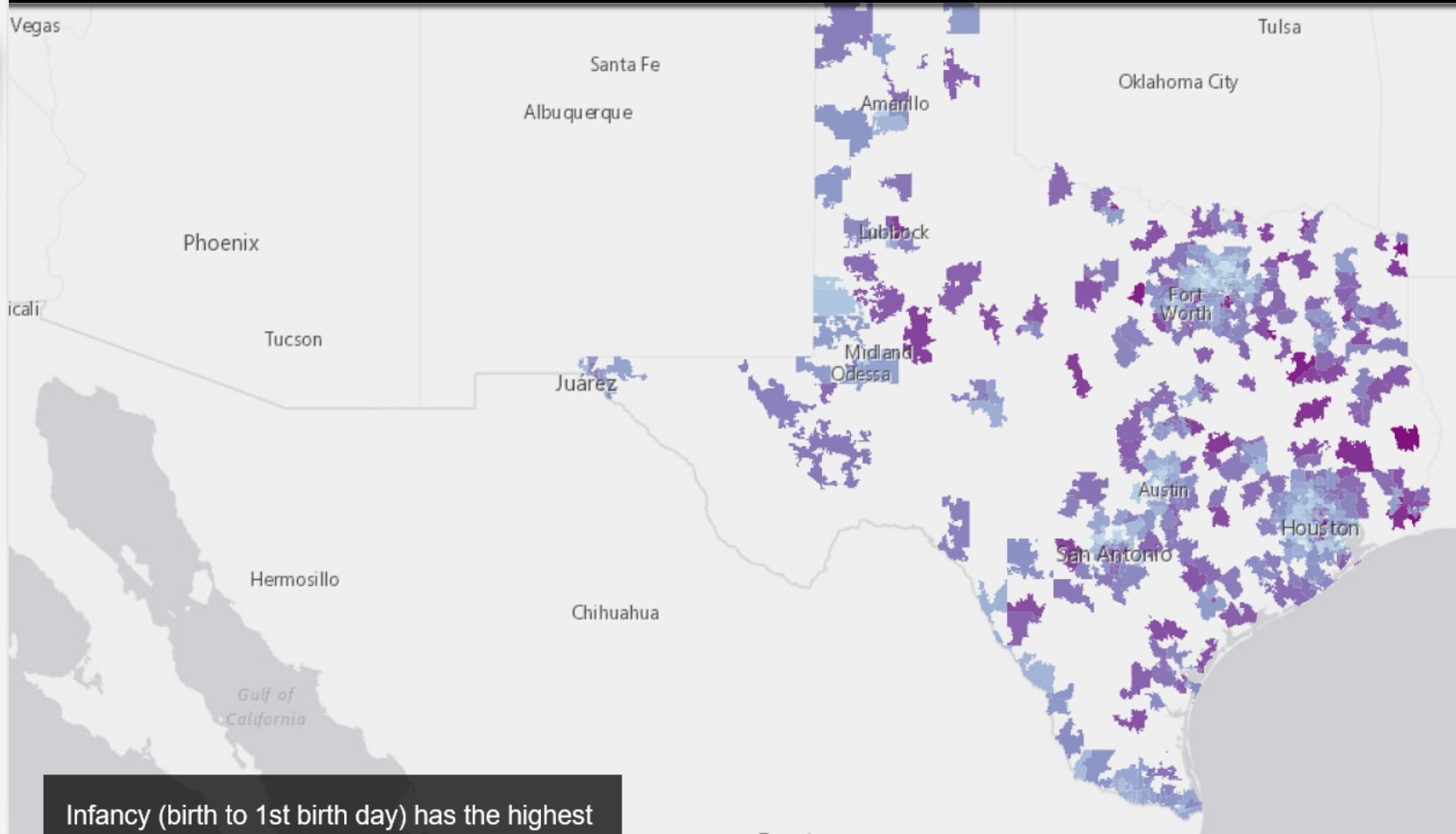


TEXAS  
Department of Family  
and Protective Services  
Prevention & Early Intervention



## Maltreatment Risk in Communities, 2016

Infant Maltreatment 1 to 0



<https://www.utsystem.edu/offices/population-health/overview/maltreatment-risk-communities-2016>



**TEXAS**  
Department of Family  
and Protective Services  
*Prevention & Early Intervention*

# Thank you

---

[Kathryn.Sibley@dfps.Texas.gov](mailto:Kathryn.Sibley@dfps.Texas.gov)

**512-944-3740**