




# I PLEDGE TO #STAND4PREK

## HIGH-QUALITY PRESCHOOL CHANGES THE ODDS

### CURRENTLY IN UTAH

THERE ARE **103,174** 3- AND 4-YEAR OLDS



**36%** ARE ECONOMICALLY DISADVANTAGED

### LOW-INCOME CHILDREN LACK OPPORTUNITY

RESEARCH SHOWS

**85%**



OF A CHILD'S BRAIN IS DEVELOPED BY **AGE 5**

YET, ON AVERAGE



ECONOMICALLY DISADVANTAGED 3-YEAR OLDS KNOW **500 WORDS**

ECONOMICALLY ADVANTAGED 3-YEAR OLDS KNOW **1,100 WORDS**

CREATING UP TO A **29%** ACHIEVEMENT GAP IN LANGUAGE ARTS



BETWEEN




**ALL KIDS**

AND

**AT-RISK KIDS**

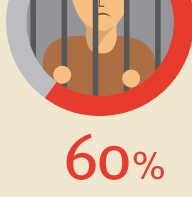
### WITH HIGH-QUALITY PRESCHOOL, AT-RISK CHILDREN ARE MORE LIKELY TO START SCHOOL ON TRACK AND STAY ON TRACK

WITHOUT HIGH-QUALITY PRESCHOOL, AN AT-RISK CHILD IS



**25%**

MORE LIKELY TO DROP OUT OF SCHOOL



**60%**

MORE LIKELY TO BE ARRESTED FOR VIOLENT CRIME



**70%**

MORE LIKELY TO NEVER ATTEND COLLEGE

THOSE WHO ATTEND PRESCHOOL ARE MORE LIKELY TO RECEIVE HIGHER EDUCATION AND



EARN ON AVERAGE

**50%**

MORE THAN **NON PRESCHOOLERS**



### RESEARCH PROVES INVESTING EARLY CLOSES THE ACHIEVEMENT GAP AND SAVES MILLIONS

RESEARCH CONDUCTED ON A UTAH HIGH-QUALITY PRESCHOOL PROGRAM SHOWED

OF THE **737** CHILDREN IN THE PROGRAM

**238** TESTED AS NEEDING SPECIAL EDUCATION

ONLY **11** NEEDED SPECIAL EDUCATION AFTER HIGH-QUALITY PRESCHOOL

RESULTING IN

**\$100 MILLIONS AVOIDED**

IN SPECIAL EDUCATION COSTS



HIGH-QUALITY PRESCHOOL HELPED THESE STUDENTS BEAT THE ODDS AND CLOSE THE ACHIEVEMENT GAP

#### LANGUAGE ARTS

STATE AVERAGE **78%**

AT-RISK KIDS WITH HIGH-QUALITY PRESCHOOL **78%**

OTHER AT-RISK KIDS **58%**

#### MATH

STATE AVERAGE **78%**

AT-RISK KIDS WITH HIGH-QUALITY PRESCHOOL **76%**

OTHER AT-RISK KIDS **58%**

### SCHOOL READINESS IS THE SOLUTION

UTAH COULD AVOID SPENDING

**\$30 MILLION PER YEAR**



IF AT-RISK KIDS HAD ACCESS TO HIGH-QUALITY PRESCHOOL

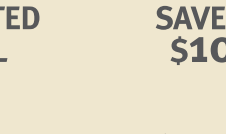


EVERY \$1 INVESTED IN PRESCHOOL

SAVES TAXPAYERS UP TO \$10 IN FUTURE COSTS



**\$1**



**\$7-10**



Sources:  
U.S. Census Bureau; American Community Survey, 2011 American Community Survey 5-Year Estimates, Tables B09001 & B17024; generated by Corey Klein; using American Factfinder; <http://factfinder2.census.gov>; (22 August 2013).  
Center on the Developing Child, Harvard University. [http://developingchild.harvard.edu/topics/science\\_of\\_early\\_childhood/#Zero to Three](http://developingchild.harvard.edu/topics/science_of_early_childhood/#Zero%20to%20Three); National Center for Infants, Toddler, and Families. <http://www.zerotothree.org/policy/images/ztt-word-gap.jpg>  
Utah State Office of Education; CRT results, school year 2011-2012.  
Center for American Progress. 2012. "Increasing the Effectiveness and Efficiency of Existing Public Investments in Early Childhood Education: Recommendations to Boost Program Outcomes and Efficiency." <http://www.americanprogress.org/issues/2012/06/pdf/earlychildhood.pdf>  
Voices for Utah Children. 2011. "A Sustainable Financing Model: High Quality Preschool for At-risk Children, Results From the Granite School District in Utah." [http://www.utahchildren.org/issues/early-care-and-education/item/download/173\\_72a0ee5bbb097360347d68f0ee48523](http://www.utahchildren.org/issues/early-care-and-education/item/download/173_72a0ee5bbb097360347d68f0ee48523)  
Voices for Utah Children. 2013. Summary: High Quality Preschool Closes the Achievement Gap and Reduces Special Education Costs for At-Risk Children [http://www.utahchildren.org/issues/early-care-and-education/item/download/174\\_988754e02fd9629904deae52a914154b](http://www.utahchildren.org/issues/early-care-and-education/item/download/174_988754e02fd9629904deae52a914154b)  
Utah State Office of Education. Data derived by calculating special education costs avoided if Utah reduced the number of low-income students in special education from 17% to 12% (2011-2012).  
Heckman, Dr. James J. 2011. "The Economics of Inequality: The Value of Early Childhood Education." <http://www.aft.org/pdfs/americaneducator/spring2011/Heckman.pdf>